

# aktiv bowl connector 75 mm / 100 mm

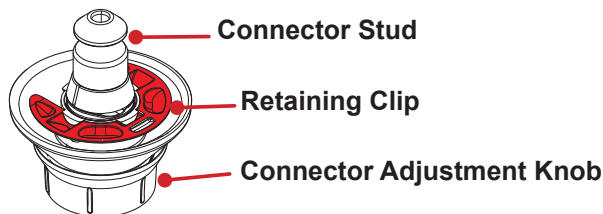
Part No.S2080-0001 (75 mm) / S2080-0002 (100 mm)



Please refer to the aktiv fluid head user guide S2068-4980 for safety instructions.

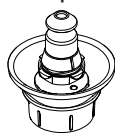
## Fitting Bowl Connector For The 1st Time

**Note!** Fitting and adjusting the Bowl Connector to the tripod is a one time effort, once set, it is left on the tripod and remains ready without further adjustment required.

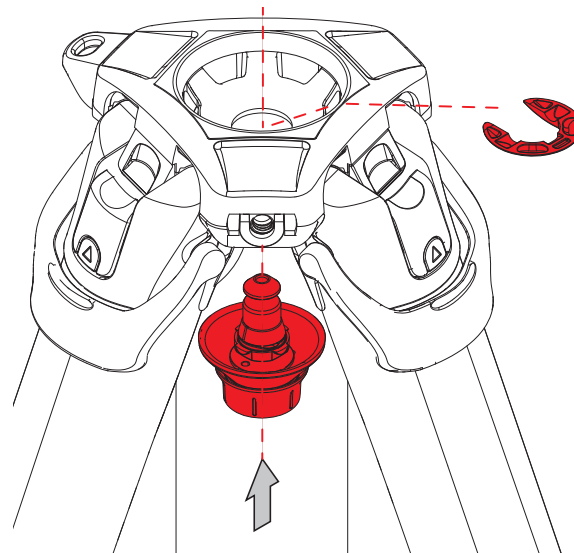


The Bowl Connector comes in 2 parts:

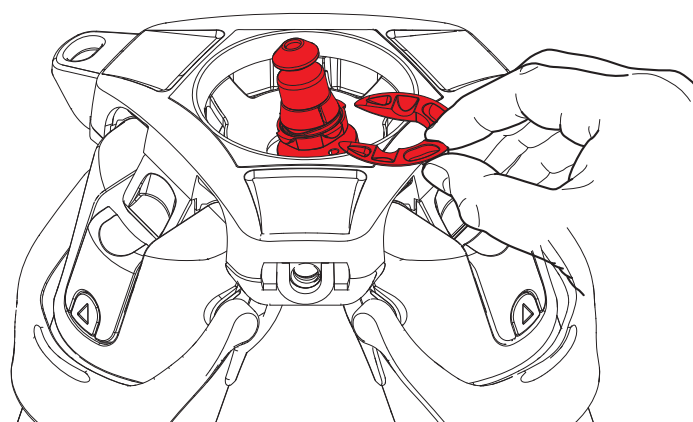
- Bowl Connector Body



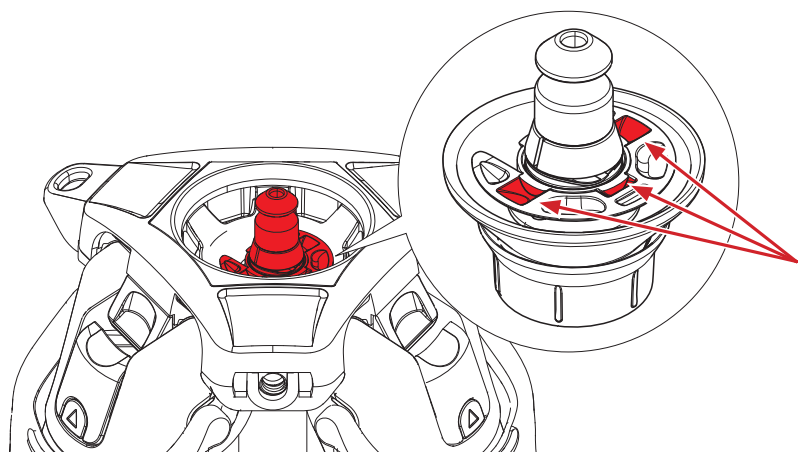
- Retaining Clip



1. Insert the Bowl Connector through the underside of the tripod bowl.



2. Holding the Bowl Connector in place with one hand, slide the Retaining Clip under 3 of the 4 positioning lugs on the Bowl Connector and snap into place.



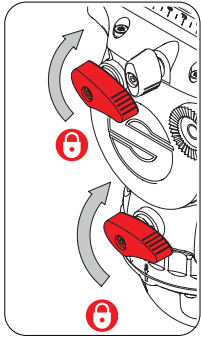
3. Check that 3 lugs are correctly located in the Retaining Clip indentations.

Scan the QR Code to see installation video or type into browser:  
<https://www.sachtler.com/en/product-support/aktiv-installation/>

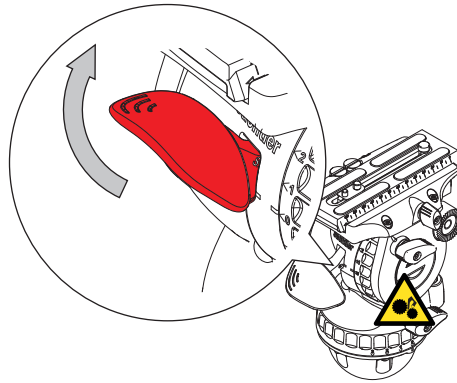


## Mounting the Head and Setting Connector Tension

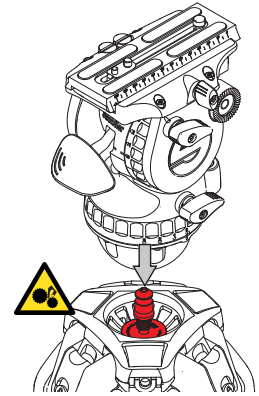
1. Apply the horizontal and vertical brakes and hold the head firmly with one hand.



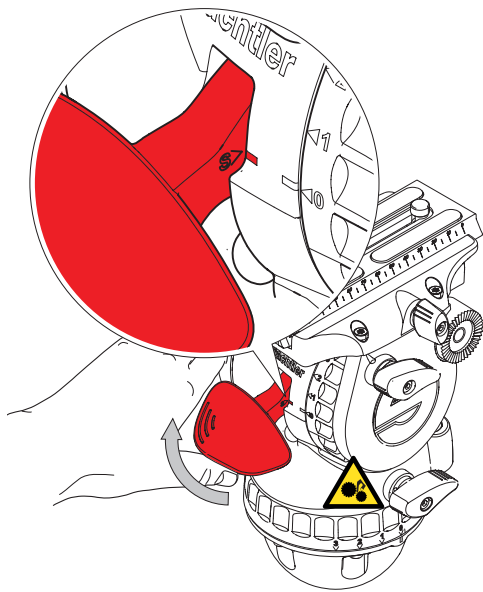
2. Lift the SpeedLevel Lever as shown all the way to the top.



3. Lower the head onto the Bowl Connector and carefully lower the SpeedLevel Lever.



4. To set the connector tension, raise the tripod so the head is at eye level.
5. Lift the SpeedLevel Lever on the head and hold with "S triangle" aligned to the mark on the body.



6. Firmly, finger tighten the Bowl Connector by pressing up and turning clockwise to remove all clearance.

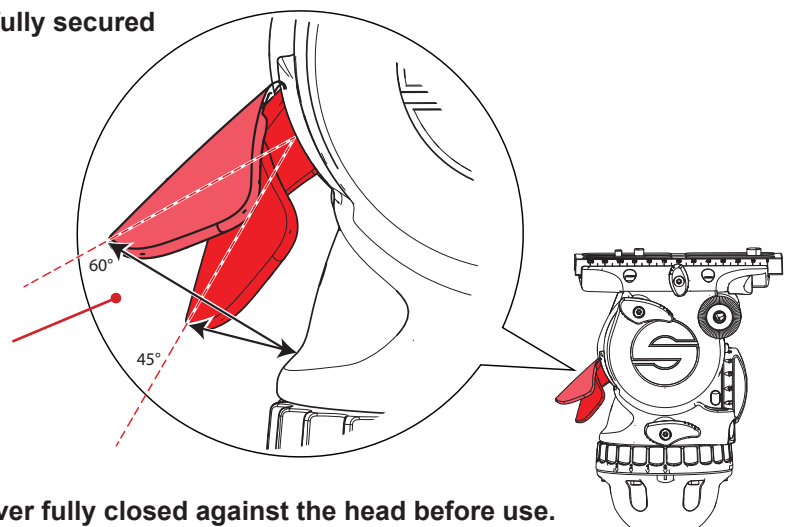


The tension is correct when the SpeedLevel Lever is released and falls between approximately 60° and 45° (30 mm to 50 mm (1" - 2")) from the body of the head as shown in the diagram below.

If the lever falls back against the body the Bowl Connector is too loose, repeat steps 5 and 6.

**CAUTION! Try and lift the head to ensure the head is fully secured to the tripod.**

Approximately 45° to 60° from the body (30 mm to 50 mm (1 in to 2 in)) from the body.



**CAUTION! Push the SpeedLevel Lever fully closed against the head before use.**